

# CM-AM FLEXIBLE EURO

Mixed fund

Monthly Management Summary at

3/28/2024

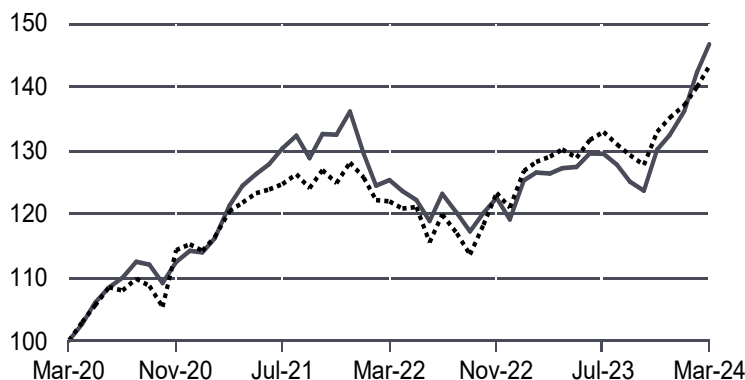


1

## PERFORMANCES

UCI WITH INCOME REINVESTED

Internal source and/or SIX



Reference Indicator : Euro Stoxx Large Ret Eur 50% + €STR Capitalisé 50%

At 01/01/2021, the EONIA was replaced by the €STR

12 MONTHS PERIOD*	YTD**	1 month*	3 months*	6 months*	1 year*	3 years*	5 years*	10 years*
UCI	10.79%	3.12%	10.79%	17.33%	16.13%	20.98%	-	-
Indicator	6.03%	2.39%	6.03%	10.86%	11.07%	19.05%	-	-

	2023	2022	2021	2020	2019
UCI	11.21%	-12.53%	19.28%	-	-
Indicator	11.76%	-5.57%	11.17%	-	-

Performance net of fees.

Past performance is no gauge of future results.

### HISTORICAL VOLATILITIES

12 MONTHS PERIOD*	1 year	3 years	5 years	10 years
UCI	6.83%	8.35%	-	-
Indicator	6.31%	7.88%	-	-

### EX-POST TRACKING ERROR

12 MONTHS PERIOD*	1 year	3 years	5 years	10 years
EX-POST TRACKING ERROR	2.55%	3.53%	-	-

\* End date : last NAV

\*\* YTD : performance since the last NAV year n-1

## EDITORIAL

Europe has been a pioneer in the implementation of environmental, social and governance rules. From now on, beyond shareholder engagement, non-financial criteria are becoming a tool for selectivity but above all for improving social practices, governance and environmental footprint.



**MENARD Jean-Luc**  
Manager



**BARDY Estelle**  
Manager

## KEY FIGURES AS OF

3/28/2024

### NET ASSET VALUE (NAV)

€156,698.00

### NET ASSET

€344,673,139.87

### ISIN

FR0013489390

ELIGIBLE FOR  
EQUITY SAVINGS  
PLANS (PEA)

2

## MANAGEMENT OBJECTIVE

This UCITS is actively managed on a discretionary basis according to a qualitative non-financial filter in line with the policy implemented by Crédit Mutuel Asset Management and in compliance with the requirements of the French SRI label. The investment objective is to outperform, net of expenses, its benchmark index 50% €STR Capitalised + 50% EURO STOXX LARGE Net Return index over the recommended investment period. The indices are used at the closing price and expressed in euros, dividends reinvested, taking into account the capitalisation of interest for the €STR. The composition of the UCITS may differ significantly from the breakdown of the benchmark index.

\*Rating - Source - Morningstar, Inc. All rights reserved. Definitions and methodologies are available on our website: [www.creditmutuel-am.eu](http://www.creditmutuel-am.eu). Past performance is no gauge of future results.

The fund has been awarded the SRI label

SRI

**Crédit Mutuel**  
Asset Management



VOTING POLICY available on the website

### 3 ESG RATING

#### CRÉDIT MUTUEL ASSET MANAGEMENT

	Fund ESG rating
	out of 10
Overall rating	6.69
E rating (Environment)	6.94
S rating (Social)	6.46
G rating (Governance)	6.73

Crédit Mutuel Asset Management's proprietary ESG analysis model uses a tool to assess the risks and opportunities related to the environmental and social transitions of the issuers making up the portfolio. The analysis of issuers covers five main pillars: environmental, social, societal, governance and the company's commitment to a socially responsible approach. A rating is then calculated based on three components (environment, social and governance), which enables us to position the portfolio in terms of ESG. The exercise of voting rights and dialogue with issuers round out our responsible investor approach.

RESPONSIBLE AND SUSTAINABLE  
FINANCE DIVISION

### 4 MANAGEMENT COMMENT

Equity markets continued to perform well in March, with limited volatility. The central banks decided to kept their key rates unchanged, but the banking sector was particularly buoyant due to the delay in expectations of the first rate cut. Our main convictions include UniCredit (+13.8%), Intesa Sanpaolo (+14.5%), BBVA (+20.2%) and BNP Paribas (+18.9%). Among the best performers among the main convictions, we also find companies in the aeronautics sector such as Safran (+8.4%), Airbus (+11.6%) and Rolls Royce (+15.7% in GBP), while Thalès gained 15.3% due to good results. Novo Nordisk (+8.3% in DKK) announced encouraging results for phase I of its daily anti-obesity pill. After a nice recovery since January and the publication of its annual figures, LVMH was down over the period (-1.1%). Lastly, March was marked by a rebound in commodities such as oil, and thus in integrated oil companies, from which the fund is totally absent. The fund's exposure to equity markets ranged between 52% and 55% over the period. At the end of the month, it stood at 55%.



A reference to certain securities or financial instruments does not in any way constitute investment advice.

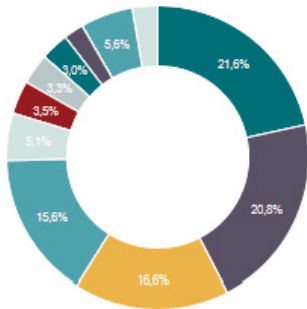
# CM-AM FLEXIBLE EURO

Mixed fund

Monthly Management Summary at 3/28/2024



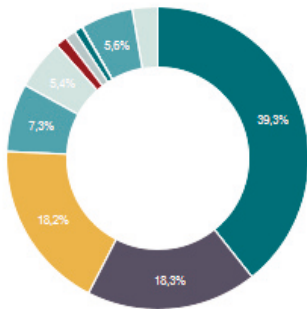
## 5 PORTFOLIO ANALYSIS



SECTOR BREAKDOWN

INDUSTRY	21.59%
FINANCE	20.81%
INFORMATION TECHNOLOGY	16.57%
CONSUMER DISCRETIONARY	15.64%
MATERIALS	5.06%
BASIC CONSUMPTION	3.54%
UTILITIES	3.31%
HEALTHCARE	3.01%
COMMUNICATION SERVICES	2.13%
UCITS	5.62%
SPOT	2.72%

GEOGRAPHICAL BREAKDOWN



FRANCE	39.30%
NETHERLANDS	18.25%
GERMANY	18.16%
ITALY	7.29%
SPAIN	5.39%
DENMARK	1.20%
IRELAND	1.16%
UNITED KINGDOM	0.88%
SWITZERLAND	0.04%
UCITS	5.62%
SPOT	2.72%

The fund's portfolio may change at any time.

## 6 A WORD FROM SRI

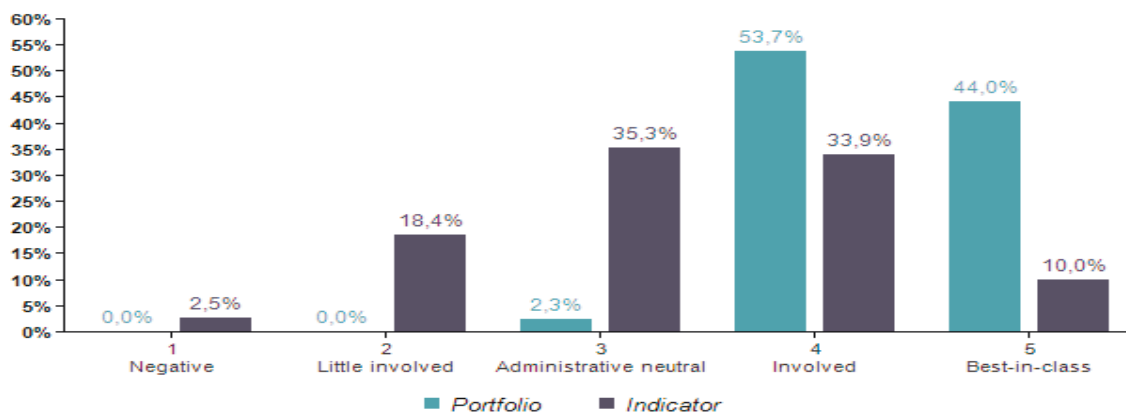
After two years of consultation, the Security and Exchange Commission has just published its climate reporting rules. While the initial text provided for the publication of greenhouse gas emissions in all three scopes, the final version is limited to the first two, which represent on average only 25% of a company's emissions, according to recent estimates by the Carbon Disclosure Project. In addition, this disclosure is now only required for the largest companies that consider this risk to be material for them; growth companies and companies of limited size are not affected. Although it is not very restrictive, this regulation is already being challenged by no less than 10 states and may therefore never come into force.



SRI

## 7 PORTFOLIO ALLOCATION\*

BY DEGREE OF INVOLVEMENT IN THE ESG APPROACH  
(as % of equity exposure)



### CRÉDIT MUTUEL ASSET MANAGEMENT CLASSIFICATION

- |                                 |  |
|---------------------------------|--|
| <b>1 NEGATIVE</b>               | High ESG risk/Potentially frozen assets      |
| <b>2 LITTLE INVOLVED</b>        | More indifferent than opposed                |
| <b>3 ADMINISTRATIVE NEUTRAL</b> | In line with its sector-specific regulations |
| <b>4 INVOLVED</b>               | Engaged in the trajectory                    |
| <b>5 VERY INVOLVED</b>          | Real relevance/One of the best in class      |

\*Universe in number of issuers

## 8 MAIN POSITIONS

SECURITIES	WEIGHT	SECTOR	CRÉDIT MUTUEL ASSET MANAGEMENT CLASSIFICATION
SAP SE	7.4%	Information technology	4
ASML HOLDING NV	7.1%	Information technology	5
LVMH MOET HENNESSY LOUIS VUITTON SE	5.5%	Consumer discretionary	4
SAFRAN	5.3%	Industry	4
SCHNEIDER ELECTRIC SE	4.5%	Industry	5
AIRBUS SE	4.0%	Industry	5
AIR LIQUIDE SA	3.9%	Materials	4
HERMES INTERNATIONAL SA	3.6%	Consumer discretionary	4
ALLIANZ SE	3.3%	Finance	5
L OREAL SA	3.3%	Basic consumption	5

A reference to certain securities or financial instruments does not in any way constitute investment advice.

# CM-AM FLEXIBLE EURO

Mixed fund

Monthly Management Summary at

3/28/2024



## Reference Indicator :

Euro Stoxx Large Ret Eur 50% + €STR  
Capitalisé 50%

# 9

## FUND CHARACTERISTICS

### RISK PROFILE



Significant risks not taken into account by the indicator

Credit risk, liquidity risk, Impact of techniques such as derivative investments

CM-AM FLEXIBLE EURO was managed by Milleis Investissements up to the net asset value of 28 May 2019

### STATISTICS

Internal source

Return/risk ratio over 12 successive months <sup>1</sup> :	2.50%
Highest return/risk since the reference date <sup>1</sup> :	-
Sharp Ratio since the reference date <sup>2</sup> :	-
Maximum loss since the reference date <sup>1</sup> :	-

% of aggregate securities issued by the group:	0.00%
Number of investment lines in the portfolio:	57

<sup>1</sup>Since last NAV calculation

<sup>2</sup>Benchmark investment rate: €STER capitalised



STOXX Limited (STOXX) is the source of Euro Stoxx Large Ret Eur and the data comprised therein. STOXX has not been involved in any way in the creation of any reported information and does not give any warranty and excludes any liability whatsoever (whether in negligence or otherwise) including without limitation for the accuracy, adequateness, correctness, completeness, timeliness, and fitness for any purpose with respect to any reported information or in relation to any errors, omissions or interruptions in the Euro Stoxx Large Ret Eur or its data. Any dissemination or further distribution of any such information pertaining to STOXX is prohibited.

### ISIN Code:

FR0013489390

### Category:

Mixed flexible fund

### Legal form:

Open-ended investment company (SICAV)  
under French law

### Allocation of earnings:

Capitalization

### Minimum recommended investment duration:

Over 5 years

Feeder: no

Valuation frequency: Daily

### Managers:

MENARD Jean-Luc

BARDY Estelle

### Asset Management Company:

CREDIT MUTUEL ASSET MANAGEMENT  
4, rue Gaillon - 75002 Paris

Depository: BFCM

### Main custodian:

BFCM

4, rue Frédéric-Guillaume Raiffeisen  
67000 Strasbourg

### Unit creation date:

3/18/2020

## SUBSCRIPTIONS /REDEMPTIONS

### Securities split into thousandths

### Initial minimum subscription:

1 unit

### Later minimum subscription:

1 thousandth of unit

### Subscription and redemption

#### conditions:

before 12:00 PM on  
NAV unknown

### Entry fee:

2.00% maximum

### Exit fee:

none

## MANAGEMENT FEES

### Ongoing charges for the last financial year:

0.80%

Percentage of performance fees calculated: none

Actual amount of performance fees charged: €0.00

WWW.CREDITMUTUEL-AM.EU

# SRI

Crédit Mutuel  
Asset Management

## 10 SRI FOCUS ESG INDICATORS

The philosophy of Crédit Mutuel Asset Management's SRI-labelled funds is based on the monitoring of indicators related to key ESG objectives, such as limiting carbon emissions (intensity), whistle blower policy, gender equality, executive compensation and respect for human rights.



	Portfolio	Universe
<b>E rating : Environmental</b>		
Carbon intensity (Scope 1+2)** Tonnes of CO2 equivalent per million revenue	92.0	127.3
Coverage ratio	99.8%	95.1%
<b>S rating : Societal</b>		
Whistleblower Protection Policy	99.9%	95.0%
Coverage ratio	99.7%	81.6%
<b>G rating : Governance</b>		
% of women on the Board of Directors* (Board Gender Diversity)	43.9%	38.9%
Coverage ratio	99.3%	94.0%
<b>DH rating : Human Rights</b>		
Number of red controversies related to human rights	0	0
Coverage ratio	94.2%	99.9%

\* 1st performance indicator.

The fund invests in companies whose activities help to reduce the human environmental footprint, i.e. players who enable the transition to a less energy-intensive economy and more renewable energy. In this approach, carbon intensity can be important. The management of the fund will seek to reduce this intensity over time.

\*\* 2nd performance indicator.

The objective of the two performance indicators above is to outperform the starting monetary universe. The raw data of ESG indicators (E, S, G and DH) are published once a year by the companies. The calculations were made using the latest data available.

### WARNING

Investing in a fund can be risky, the investor may not get back the money invested. Any person wishing to invest must contact his or her financial adviser, who will help him or her to assess the investment solutions in accordance with his or her objectives, knowledge and experience of the financial markets, assets and risk sensitivity along with the potential risks. The CM-AM FLEXIBLE EURO fund is exposed to the following risks: risk of loss of capital, discretionary management risk, equity market risk, risk of investing in small cap stocks, risk of investing in emerging markets, currency risk, convertible bond risk, interest rate risk, credit risk, risk of investing in speculative securities (high yield), risk of the impact of techniques such as derivatives, liquidity risk, sustainability risk. Past performance is no guarantee of future results. The information contained in this document, whether it refers to certain securities or financial instruments or collective investment funds, does not in any way constitute investment advice and you are solely responsible for consulting it. The fund's portfolio may change at any time. Key Information Document (KID), the management process and the prospectuses are available on the website [creditmutuel-am.eu](http://creditmutuel-am.eu) and can be sent on request. Funds managed by Crédit Mutuel Asset Management may not be sold, recommended, or transferred, by any means, to the United States of America (including its territories and possessions) or benefit directly or indirectly any «US Person», including any individuals or legal entities, resident or established in the United States.

Article 8: "This UCITS promotes environmental, social and governance (ESG) criteria within the meaning of Article 8 of the Sustainable Finance Disclosure Regulation (EU) 2019/2088 (SFDR)."

### Fund managed by Crédit Mutuel Asset Management.

Crédit Mutuel Asset Management, an asset management company approved by the AMF under number GP 97-138, a société anonyme (public limited company) with share capital of 3 871 680 €, whose registered office is at 4 rue Gaillon, 75002 Paris, registered in the Paris Trade and Companies Register under number 88 555 021. Crédit Mutuel Asset Management is an entity of Crédit Mutuel Alliance Fédérale.