



The voting policy is available on our website.

Net asset value (NAV): €37.50

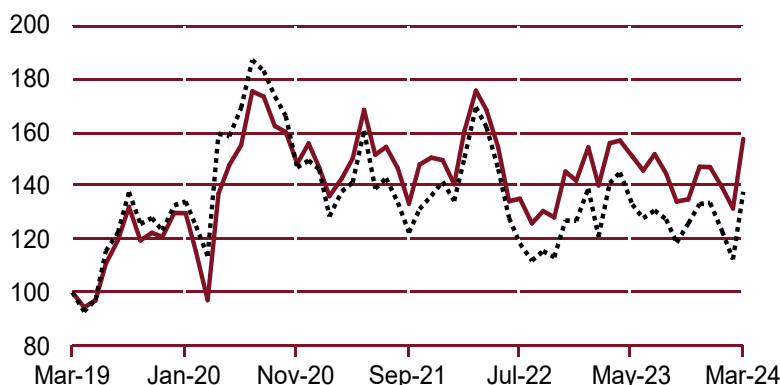
At: 3/28/2024

Net asset: €155,270,001.01

*Rating - Source - Morningstar, Inc. All rights reserved. Definitions and methodologies are available on our website: www.creditmutuel-am.eu. Past performance is no gauge of future results.

PERFORMANCE (intern source and/or SIX)

Fund reinvested gains Indicator non reinvested



(12 months Period)* YTD** 3 months* 6 months* 1 year* 3 years* 5 years* 10 years*

Fund	7.17%	7.17%	17.48%	0.94%	10.36%	57.50%	-
Benchmark	3.07%	3.07%	16.08%	-2.30%	-0.06%	37.75%	-

	2023	2022	2021	2020	2019
Fund	3.55%	-5.16%	-4.01%	20.09%	43.17%
Benchmark	5.36%	-10.38%	-5.36%	12.70%	44.07%

Performance net of fees

Past performance is no gauge of future results

Historical volatilities

(12 months period)*	1 year	3 years	5 years
Fund (weekly date)	26.92%	29.65%	33.44%
Benchmark	27.27%	29.41%	33.11%

*End date: 3/28/2024

**YTD: performance since the last NAV year n-1

MAIN HOLDINGS

AGNICO EAGLE MINES	6.03%
FRANCO NEVADA	4.41%
BARRICK GOLD	4.27%
WHEATON PRECIOUS METALS	4.11%
NEWMONT	3.98%
NORTHERN STAR RES.LTD.	3.70%
KINROSS GOLD	3.47%
ALAMOS GOLD CL.A	3.32%
FREEPORT-MCMORAN	3.07%
OCEANAGOLD CORPORATION	2.83%

CHARACTERISTICS

Risk and return profile



Major risks not taken into account by the indicator

Credit risk, Impact of techniques such as derivative investments

Management objective

This UCITS is actively managed on a discretionary basis. Its investment objective is to provide a return net of expenses linked to the evolution of gold mining and commodity related stocks, without any constraints, through selective management of gold and natural resources stocks, over the recommended investment horizon. A benchmark index is not required for this type of management strategy, in which the manager is allowed flexibility in asset allocation. Nevertheless, the performance of the UCITS may be compared with that of a benchmark index such as the NYSE ARCA GOLD MINERS Index.

Characteristics of the fund

Comparison Indicator :	Nyse arca gold miners ix (C)
ISIN code:	FR0013295342
Category :	World thematic sectorial Equities
Legal form :	Open-ended investment company (SICAV) under French law
Allocation of earnings:	Capitalization
Minimum recommended investment duration:	Over 5 years
Feeder:	no
Valuation frequency:	Daily
Managers:	PEURON Charlotte LAMY C., BESSON C.
Asset Management Company:	CREDIT MUTUEL ASSET MANAGEMENT 4, rue Gaillon - 75002 Paris
Website :	www.creditmutuel-am.eu
Depositary:	BFCM
Main custodian:	BFCM 4, rue Frédéric-Guillaume Raiffeisen 67000 Strasbourg
Unit creation date:	12/1/2017

Subscription/redemption

Securities split into thousandths	
Initial minimum subscription:	1 thousandth of unit
Later minimum subscription:	1 thousandth of unit
Subscription and redemption conditions:	
before 6:00 PM	on NAV unknown
Entry fee:	2.00% maximum
Exit fee:	none

Management fees

Management fees:	1.20%
------------------	-------

MANAGEMENT COMMENTARY

After a difficult start to the year, precious metals and the companies that produce them have staged a huge recovery. Gold rose 8.2% to \$2,222 per ounce, and companies soared by nearly 19.3%! The accelerating rise in the gold price was triggered by renewed expectations of a rate cut by the US Federal Reserve. In mid-March, geopolitical tensions in the Middle East also increased, boosting gold prices. Lastly, the People's Bank of China further increased its gold reserves, also helping to keep the price of gold up. Against this backdrop, producer companies were in high demand. As is often the case during periods of rising prices, silver companies led the way and outperformed the market, such as Fortuna Silver Mines (+36.3%). In the gold sector, intermediate producers led the way, such as Torex Gold +40.4% and Equinox +48%. Among the majors, Agnico Eagle once again came out on top. On the M&A front, Alamos Gold carried out a friendly acquisition of Argonaut to acquire the Magino mine in Ontario.

PORTFOLIO ANALYSIS AND YIELDS (Source SIX)

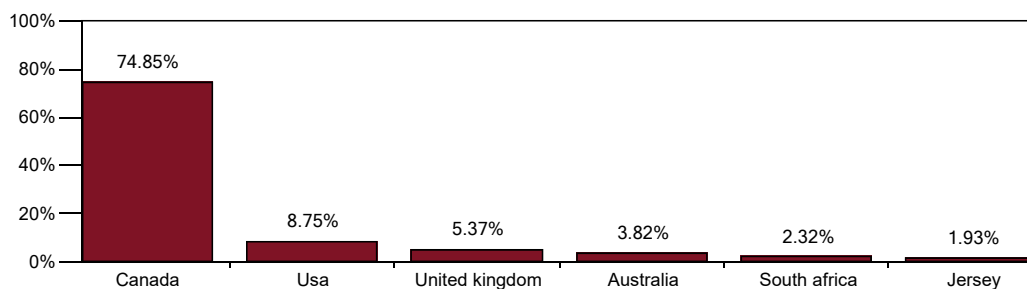
Return/risk ratio over 12 successive months*:	0.07%	% of aggregate securities issued by the group:	0.00%
Highest return/risk since the reference date*:	1.72%	Number of investment in the portfolio:	39
Sharpe Ratio since the reference date**:	0.30		
Maximum loss since the reference date:	-37.12%		

Past performance is no gauge of future results

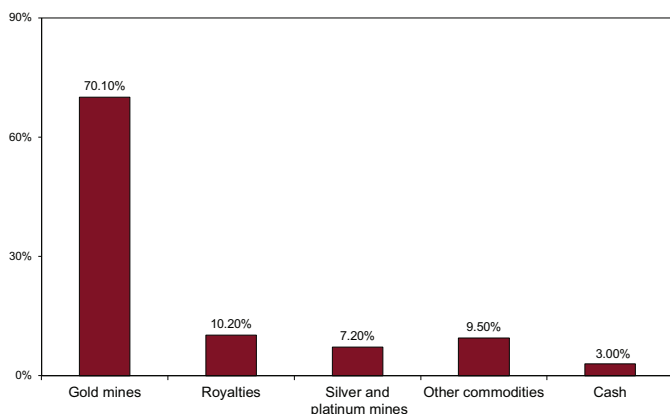
*End date: 3/28/2024

**Benchmark investment rate: Eonia capitalised

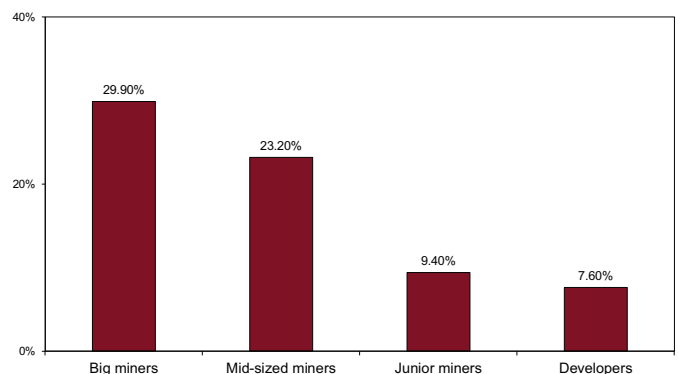
Geographical breakdown



Sector breakdown



Breakdown of the gold segment



Article 8: This UCITS promotes environmental, social and governance (ESG) criteria within the meaning of Article 8 of the Sustainable Finance Disclosure Regulation (EU) 2019/2088 (SFDR).

The Key Information Document (KID), the management process and the prospectus are available on the website (www.creditmutuel-am.eu). The KID must be provided to the subscriber prior to each subscription.

Disclaimer: The information contained in this document in no way constitutes investment advice and you alone are responsible for whatever use you make thereof. Investment in a mutual fund can carry risks. The investor may not recover the amount that he or she has invested. Should you wish to invest, please contact your financial advisor to determine the most suitable investment solutions for you depending on your objectives, your knowledge of and experience in the financial markets, your financial circumstances and your sensitivity to risk. Your financial advisor will also be able to discuss the potential risks with you. This fund must not be offered, sold or transferred, by any means, in the United States of America (including its territories and possessions), or for the benefit, directly or indirectly, of any natural person or legal entity residing or established in the United States of America, a US citizen or a US Person. The reproduction or use of this document is strictly prohibited without the explicit approval of Crédit Mutuel Asset Management.

